



CERTIFICATE OF COMPLIANCE

CERTIFICATE NUMBER: 201000-E189034A

ISSUE DATE: October 20, 2000

Page 1 of 1

Issued to: SAREL SA
Rte De Phalsbourg
67260 Sarre-Union FRANCE

Report Reference: E189034, March 28, 1995/E103582V3


This is to Certify that representative samples of: Enclosures, Series 18500.

Have been investigated by Underwriters Laboratories Inc.® in accordance with the Standard(s) indicated on this Certificate.


Standard(s) for Safety: Subject 508A, Outline of Investigation for Industrial Control Panels
CAN/CSA C22.2 No. 14-M91, Industrial Control Equipment


Additional Information: Series 18500 single door having a maximum height of 2000 mm and a width of 800 mm are rated Type 1, 2, 3, 3R, 4, 5, 12, 12K and 13. Series 18500 single door having a maximum height of 2000 mm and a width of 800 mm are rated Type 1, 2, 3, 3R, 4, 4X, 5, 12, 12K and 13. Series 18500 double door enclosures having a maximum height of 2000 mm and 1000 to 1600 mm wide are rated Type 1, 12 and 12K.

Only those products bearing the UL Listing Mark for the US and Canada should be considered as being covered by UL's Listing and Follow-Up Service meeting the appropriate requirements for US and Canada.

The UL Listing Mark for the US and Canada generally includes: the UL in a circle symbol with "C" and "US" identifiers:  the word "LISTED"; a control number (may be alphanumeric) assigned by UL; and the product category name (product identifier) as indicated in the appropriate UL Directory.

LOOK FOR THE UL LISTING MARK ON THE PRODUCT

Engineer: 
I. Schoeffler/Eng. Assistant
Underwriters Laboratories Inc.

Review Engineer: 
W. Bartunek/Sr. Proj. Engineer
Underwriters Laboratories Inc.

LISTE DES REFERENCES CONCERNEES PAR LE PRESENT CERTIFICAT
LIST OF REFERENCES CONCERNED BY THIS CERTIFICATE

REFERENCE	DESIGNATION
18501	Armoire 1000x1000x300
18502	Armoire 1200x800x300
18503	Armoire 1200x1000x300
18505	Armoire 1400x600x300
18506	Armoire 1400x800x300
18509	Armoire 1600x600x300
18510	Armoire 1600x800x300
18511	Armoire 1600x1000x300
18512	Armoire 1600x1200x300
18513	Armoire 1800x600x300
18514	Armoire 1800x800x300
18518	Armoire 2000x600x300
18519	Armoire 2000x800x300
18520	Armoire 1800x600x500
18521	Armoire 1800x600x600
18522	Armoire 2000x600x500
18523	Armoire 2000x600x600
18534	Armoire 1200x1200x400
18535	Armoire 1400x600x400
18536	Armoire 1400x800x400
18537	Armoire 1400x1000x400
18538	Armoire 1400x1200x400
18539	Armoire 1600x600x400
18540	Armoire 1600x800x400
18541	Armoire 1600x1000x400
18542	Armoire 1600x1200x400
18543	Armoire 1800x600x400
18544	Armoire 1800x800x400
18545	Armoire 1800x1000x400
18546	Armoire 1800x1200x400
18547	Armoire 1800x1600x400
18548	Armoire 2000x600x400
18549	Armoire 2000x800x400
18550	Armoire 2000x1000x400
18551	Armoire 2000x1200x400
18552	Armoire 2000x1600x400
18556	Armoire 1800x1000x400
18561	Armoire 1800x800x500
18562	Armoire 1800x1000x500
18563	Armoire 1800x1200x500
18564	Armoire 1800x1600x500
18566	Armoire 2000x800x500
18567	Armoire 2000x1000x500
18568	Armoire 2000x1200x500
18569	Armoire 2000x1600x500

REFERENCE	DESIGNATION
18620	Arm. av.chassis 1800x600x500
18621	Arm. av.chassis 1800x600x600
18622	Arm. av.chassis 2000x600x500
18623	Arm. av.chassis 2000x600x600
18634	Arm. av.chassis 1200x1200x400
18635	Arm. av.chassis 1400x600x400
18636	Arm. av.chassis 1400x800x400
18637	Arm. av.chassis 1400x1000x400
18638	Arm. av.chassis 1400x1200x400
18639	Arm. av.chassis 1600x600x400
18640	Arm. av.chassis 1600x800x400
18641	Arm. av.chassis 1600x1000x400
18642	Arm. av.chassis 1600x1200x400
18643	Arm. av.chassis 1800x600x400
18644	Arm. av.chassis 1800x800x400
18645	Arm. av.chassis 1800x1000x400
18646	Arm. av.chassis 1800x1200x400
18647	Arm. av.chassis 1800x1600x400
18648	Arm. av.chassis 2000x600x400
18649	Arm. av.chassis 2000x800x400
18650	Arm. av.chassis 2000x1000x400
18651	Arm. av.chassis 2000x1200x400
18652	Arm. av.chassis 2000x1600x400
18656	Arm. av.chassis 1800x1000x400
18661	Arm. av.chassis 1800x800x500
18662	Arm. av.chassis 1800x1000x500
18663	Arm. av.chassis 1800x1200x500
18664	Arm. av.chassis 1800x1600x500
18666	Arm. av.chassis 2000x800x500
18667	Arm. av.chassis 2000x1000x500
18668	Arm. av.chassis 2000x1200x500
18669	Arm. av.chassis 2000x1600x500
18671	Arm. av.chassis 1800x800x600
18676	Arm. av.chassis 2000x800x600
18678	Arm. av.chassis 2000x1200x600
18679	Arm. av.chassis 2000x1600x600
18852	Arm. pte tr. 1200x800x300
18854	Arm. pte tr. 1400x600x300
18855	Arm. pte tr. 1400x800x300
18856	Arm. pte tr. 1600x600x300
18857	Arm. pte tr. 1600x800x300
18858	Arm. pte tr. 1800x600x300
18859	Arm. pte tr. 1800x800x300
18861	Arm. pte tr. 2000x600x300
18862	Armoire pte tr. 2000x800x300

18571	Armoire 1800x800x600
18576	Armoire 2000x800x600
18578	Armoire 2000x1200x600
18579	Armoire 2000x1600x600
18601	Arm. av.chassis 1000x1000x300
18602	Arm. av.chassis 1200x800x300
18603	Arm. av.chassis 1200x1000x300
18605	Arm. av.chassis 1400x600x300
18606	Arm. av.chassis 1400x800x300
18609	Arm. av.chassis 1600x600x300
18610	Arm. av.chassis 1600x800x300
18611	Arm. av.chassis 1600x1000x300
18612	Arm. av.chassis 1600x1200x300
18613	Arm. av.chassis 1800x600x300
18614	Arm. av.chassis 1800x800x300
18618	Arm. av.chassis 2000x600x300
18619	Arm. av.chassis 2000x800x300

18864	Armoire pte tr. 1400x600x400
18865	Armoire pte tr. 1400x800x400
18866	Armoire pte tr. 1600x600x400
18867	Armoire pte tr. 1600x800x400
18868	Armoire pte tr. 1800x600x400
18869	Armoire pte tr. 1800x800x400
18871	Armoire pte tr. 2000x600x400
18872	Armoire pte tr. 2000x800x400
18874	Armoire pte tr. 1800x600x500
18875	Armoire pte tr. 1800x800x500
18876	Armoire pte tr. 2000x600x500
18877	Armoire pte tr. 2000x800x500
18880	Armoire pte tr. 1800x600x600
18881	Armoire pte tr. 1800x800x600
18882	Armoire pte tr. 2000x600x600
18883	Armoire pte tr. 2000x800x600